

A Review Paper on Self Healing Concrete

¹Abubakar Magaji, ²Mathias Yakubu, ³Yakubu Mamman Wakawa

Civil Engineerig Dept. Federal Polytechnic Mubi, Adamawa State Nigeria.

⁴Ibrahim Aliyu Adamu *Civil Engineerig Dept. Federal Polytechnic Bauchi, Bauchi state Nigeria.*

Corresponding Author:Abubakar Magaji

ABSTRACT

An overview is presented of a current accomplishment in investigation on self-healing of cracks in cement-based substances and asphalt concrete. Crack formation is the much popular phenomenon in concrete structure that enables the water and various type of chemical into the concrete into the cracks and reduces their durability, toughness and which attacks the reinforcement if it comes in contact with water, CO₂ plus other chemicals. Self-healing concrete could resolve the obstacle of concrete structures depreciating considerably before the end of their lifespan. Concrete is quite one of the principal materials employed in the building industry, from the foundation of constructions to the edifice of bridges as well as underground parking lots. This characterized as the capacity of concrete to repair its breaks or cracks autogenously or autonomously. Nevertheless, self-healing concrete is classified into two parts: autonomous self-healing concrete and autogenous self-healing concrete.

KEYWORDS:*concrete, cracks, formation, building, permeability, repair, carbon dioxide, healing, construction.*

DATE OF SUBMISSION: 26-05-2019

DATE OF ACCEPTANCE: 08-06-2019

I. INRODUCTION

Concrete is extremely important material that withstands the compressive pressure to a limit but if the load applied on the concrete is higher than their limit of bearing load it creates the force modification of concrete by allowing cracks in the concrete and the repairing of the cracks is quite expensive. In which strength of the concrete structure is further reduced. Due to accession in the permeability of the concrete the water smoothly advance through the concrete and get in contact with the reinforcement of the concrete structure and subsequently corrosion begin due to the aforementioned strength of the concrete structure will drop so it will be required to restore the cracks (Willem et al., 2008). By introducing the bacteria in concrete it creates calcium carbonate crystals that prevent the micro cracks as well as the holes in the concrete. In concrete micro cracks do forever avoided but to some degree, they are subject to their reduction in strength. The collection of the bacteria depends on the survival ability of bacteria in the alkaline setting. Most of the microorganisms die in an atmosphere with a pH value of 10 or above completely (Rafat Siddique et al., 2001).

1.2 Reserch Significant

Bio-concrete was presented for the first time as a method for the fixing Rushmore Mount. The possibility of microorganisms interceded concrete was first presented by the US researchers, which remained subject to the impact of the climate. Southern Mines school and Technology developed up a bacteria and glass-bead method which is assumed to extend the strength the concrete by 24%. Tragically, the utilization of the hypothesis was never taking forward because of an absence of intrigue among the commercial engineering division at the time.

1.3 Factors That Affect The Use Of Self-Healing Concrete

Several factors that affects the use of this class of concrete, as it is mentioned, it is not yet practiced in all new constructions, as it is quiet being under development, Self-healing bacteria-based concrete has been examined on a full-scale in the University of Bath in the UK (Paine K. A., 2016) notwithstanding, the expense of managing it is still not determined since it is difficult to prognosticate a complete cost. The efficiency cost is one of the common significant factors and will ascertain whether the material will be in limited practice restricted to points that are difficult to mend and important constructions like highways as well as bridges. Apart from cost, long-term efficiency is one of the vital factors as while alongside the size of the developed cracks, which must not pass 150 millimeters of depth to give an excellent result.

2.1 ProcessessOf Self-Healing Concrete

There are many processes of self-healing concrete. This article present complete processes of self-healing concrete technologies which comprise:

- (i) Natural process;
- (ii) Chemical process;
- (iii) Biological process.

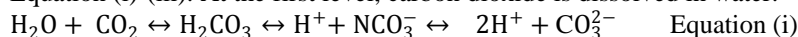
The newest study on self-healing concrete was conducted by Wu et al. (2012) which highlighted on the natural as well as man-made self-healing. Their survey also incorporated extensive description on the chemical as well as biological processes. Siddique and Chahal (2011) detached the application of ureolytic bacteria for the treatment of self-healing concrete. Toohey et al. (2007) examined micro-vascular as self-healing material. Jonkers (2007) examined on biological methods to produce self-healing concrete based on calcium carbonate precipitation. Al-Thawadi (2011) recognized the extend of strength improvement of sand utilizing ureolytic bacteria and calcium carbonate composition. Although numerous investigation records have been written on self-healing concrete, a full interpreted on physical, chemical as well as biological methods never proclaimed. For a biologist, the effect of the whole review article is to establish a sharp macro achievement from various researches.

2.1.1 Natural Self-healing process

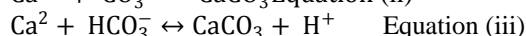
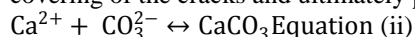
Some processes can partly fix concrete fracture in natural methods. Following are the four processes that can block cracks in concretes:

1. the development of CaCO_3 or CaOH is another method to prevent crack
2. crack is obstructed by impurities in the carriage of water
3. Crack is further obstructed by hydration of the unreacted cement
4. Crack is impeded by the enlargement of hydrated cementitious pattern in the crack loins (such as the lump of calcium silicate hydrate gel)

In multiple incidents, more than one of these mechanisms can occur concurrently. Perhaps, most of these mechanisms can just partly fill the opening of some cracks and cannot entirely fill the cracks. This will be helpful to stop the expansion of cracks or inhibition of inward penetration of corrosive chemicals such as acids inside the crack. Amongst the recommended self-healing mechanisms in the natural process, configuration of calcium carbonate and calcium hydroxide are the usual efficient techniques to repair concrete naturally. The evidence that some white residue can be located on the outer surface of the concrete breaks aids this aspect. The primary mechanisms for the production of calcium carbonate as well as calcium hydroxide are described in Equation (i)-(iii). At the first level, carbon dioxide is dissolved in water.



Loose calcium ions are discharged as a sequence of cement hydration and dissipation into concrete and besides the cracking surfaces, counters with HCO_3^- and CO_3^{2-} . Therefore, calcium carbonate crystals are developed. Reaction (ii) and (iii) can just occur at pH over 8 or within 7.5 and 8. The crystals develop both near the covering of the cracks and ultimately permeate the gap.



Neville (2002) observed that additional hydration of anhydrate cementations elements is essentially due to the natural self-healing attributes in concrete. Nevertheless, this method simply implements to quite young concrete and the configuration of calcium carbonate several reasonable causes self-healing at succeeding duration Neville (2002).

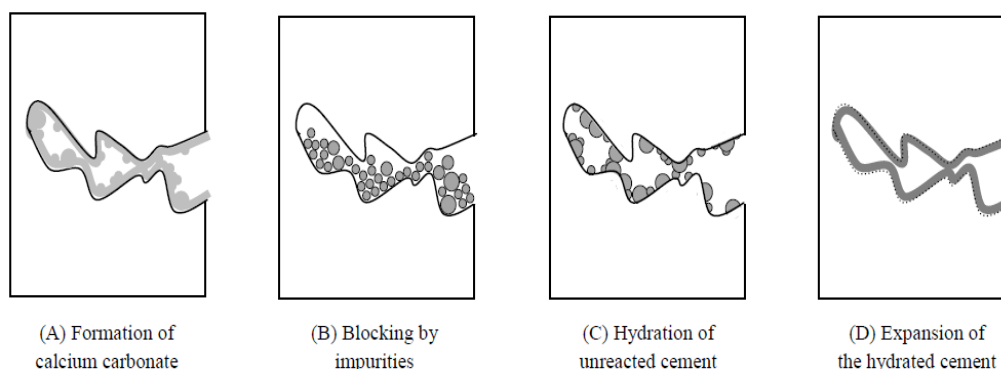


Figure 2.1 shows possible mechanisms for natural self-healing in cementations materials Li (2007).

2.1.2 Chemical self-healing process

Chemical healing method or process principally refers to the unnatural healing by introducing chemical composites. Self-healing concrete is produced by incorporating chemical liquid reagents (that is glue) amidst new concrete in tiny containers.

Chemicals attached within concrete are by following processes:

1- Hollow pipettes and vessel networks containing glue :

The chemical self-healing method in concrete is classified into 2 sections: a) active method b) passive method. Active method employs capillary system associated by outer supply from glue to distribute the glue while passive method employs hollow pipettes, capsules or capillary system in the distribution of glue which cannot link to outer glue cause. Unless hollow pipettes, or the capillary systems are used to create a self-healing concrete on the active passive method. Hollow pipettes should be employed various length measures by many researchers that form various self-healing substances like polymers and polymeric. Hollow pipettes include glue which is associated with new concrete will be broken through crack distribution and glue can be discharged to fractures which eventually fixes a crack. Self-healing concrete comprising hollow pipettes can be incited in blood vessels of beings. According to Wu et al. (2012), appropriateness of hollow pipettes in releasing glue inside cracks are shown in various ways. Current system of self-healing methods employing hollow pipettes, a design for glue sharing inside cracks were observed, during the mix of glue plus fluorescent dye is discharged following the break in hollow pipettes. Samples of glue which are suitable for saturating hollow pipettes in concrete are methyl methacrylate, ethyl cyanoacrylate, acrylic resin, epoxy resin Homma et al. (2009).

The hollow pipette full of glue type of self-healing concrete form, Dry (1994) employed a vessel network inside concrete specimen to the delivery of glue Figure below. The vessel network remained fragile located inside the concrete specimen, beside one (1) point connected to provide glue and opposite side closed. Some researchers like Mihashi et al. (2000), Joseph et al. (2007) similarly carried related research. Mechanisms of vessel networks are presented in Figure (2.1). Additional research revealed concrete comprising hollow pipettes after flexural analysis also glue releasing inside fractures will attain 20% extra weight following subsequent flexural test, Hammon (2009). Various research announced hollow pipettes and vessel networks comprising glue as techniques in creating self-healing concrete, the system requires being checked for the use of actual projects Mihashi et al, (2000).

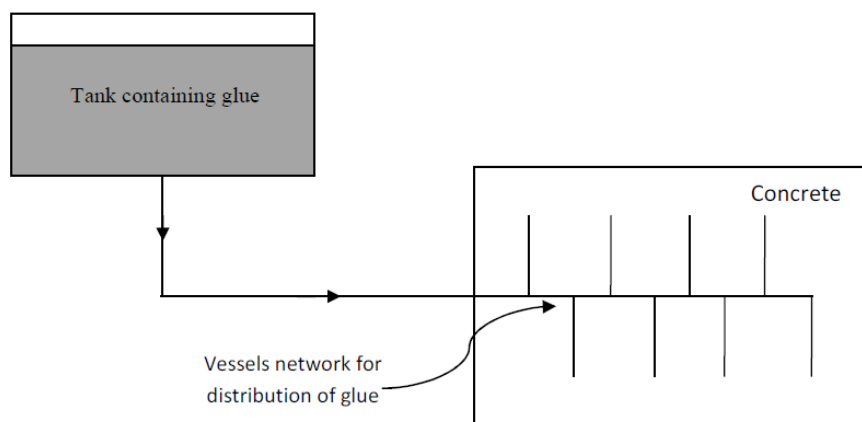


Figure 2.2 Schematic Diagram for vessel networks Mihashi et al, (2000).

2. Encapsulated Glue-Encapsulation of glue can emerge in micro-scale. Size of capsules carrying glue employed in self-healing concrete changes microcapsules-Nano capsules. Microencapsulation is formed starting with development of the capsule comprising dyes. White et al.(2001). Application of microcapsules comprising glue in designing self-healing concrete and though is presented in Figure below. Usually, breaks would crack installed microcapsules so glue is discharged within cracks surface within capillary effect and crack becomes filled.

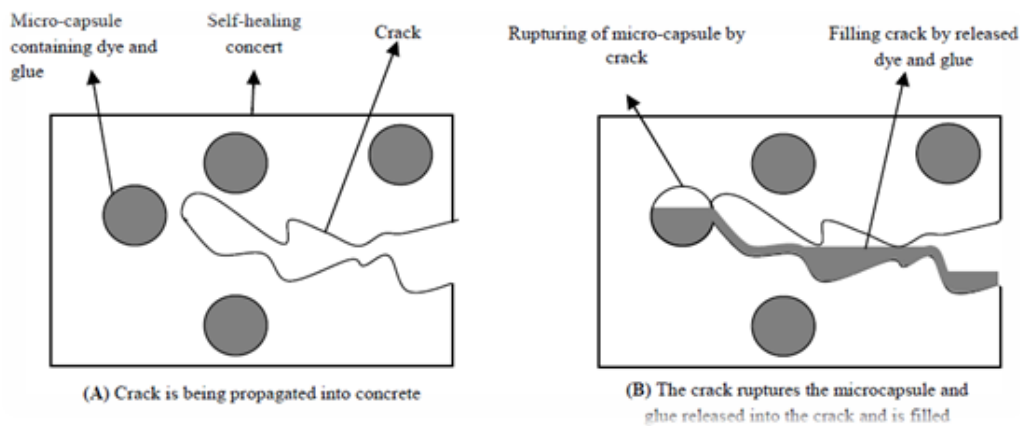


Figure 2.3 microcapsules comprising glue in designing self-healing concrete Nishiwaki (1997)

Micro-capsules comprising epoxy resin, acrylic resin (as a hardener) was adopted at Japan by Nishiwaki (1997) to investigate advanced substances in self-healing concrete Nishiwaki (1997). Splitting, a compression analysis was done. Results show that: (a) two 2 healing agents are complex; (b) extremely little value of healing agent can be totality in one microcapsule; (c) the bonding force within microcapsules plus a cementitious model must be greater than the force of microcapsules. In order to solve such difficulties: (1) one of the healing agents might employ as material; (2) diameter of microcapsule is big fairly; (3) bonding high within the encapsulated case substance and cementitious matrix must be developed. Lastly, it was assumed there are a lot of technical difficulties. According to Homma (2009), the self-healing concrete unit comprising microcapsules is arranged in such as that the point of nearly cracking. Results developed that; self-healing concrete example could revive 26% of primary strength as related to restraining specimen which regained 10%. In the aforementioned research, improving the amount of glue would increase strength restoration rate of self-healing concrete.

2.1.3 Biological self-healing process

The application of microorganisms to create self-healing concrete has been classified as a biological approach by many researchers. Microorganisms can arise almost everywhere such as water, soil, and oil storage, acidic hot springs, and industrial wastewater. Microorganisms are often classified into three significant classes: bacteria, fungi, and viruses. Amongst these microorganisms, particular stretches of bacteria capable of precipitating specific chemicals are utilized to sketch the biological self-healing concrete. Precipitation of polymorphic iron-aluminum-silicate and calcium carbonate are the various significant processes apply for planning the biological self-healing concretes. Microorganisms can be added to the biological self-healing concrete through different strategies. These constitute the addition of microbial brew straight toward the fresh concrete arrangements as detailed beneath the chemical process to share the microorganisms. The pH, temperature and moisture content of the concrete are typically not proper for the extension of bacteria. Therefore, in particular cases, the resistant kind of bacteria (spore) is practiced rather than applying fresh microbial broth. Alternatively, encapsulated microorganisms can similarly be applied to endure the harsh condition of the concrete. Encapsulation of microorganisms is, however, a costly and complicated process. The application of vascular networks to disseminate the microbial broth throughout the cementitious matrix is a different means of guarding the microorganisms against the improper conditions. Nevertheless, these processes are complex and subject to lack of constructability applying current technology. The application of immobilized microorganisms upon silica gel or stimulated carbon is a proper means in terms of financial perspective. However, the impact of using these materials on a strengthening of concrete is however not absolutely clear. Jonkers et al., (2010) recorded that implementing $6 \times 10^8 / \text{cm}^3$ bacterial spores to design self-healing concrete resulted in a reduction in strength of less than 10 percent for 3, 7 as well as 28 days preserved specimens. There are different biological precipitations which include:

- a) Precipitation of calcium carbonates
- b) Precipitation of polymorphic iron aluminum silicate

Moreover, these Precipitation reactions are usually conducted by:

- (a) Fungi
- (b) Bacteria

However, there are also different microorganism groups, which can be used in order to design or produces self-healing concrete. These are:

- (a) Mesophilic microorganisms;
- (b) Thermophilic microorganisms.

Furthermore, these microorganisms are divided into two viz, Aerobic and Anaerobic microorganisms.

2.2 Classification

2.2.1 Autogenous Self-Healing

The autogenous self-healing depends on most part of advanced hydration of concrete, carbonation of calcium hydroxide as well as another binder while.

The autogenous self-healing is a traditional and famous method for concrete that occurred because of:

- (1) Blocking cracks by waste
- (2) Carbonation of CaOH,
- (3) Expansion of the hydrated concrete matrix in crack flanks and
- (4) Ongoing hydration of clinker minerals cracks may heals after a while.

2.2.2 Autonomous Self-Healing Concrete

Autonomous self-healing concrete entirely relied on manual method that operates manually. The autonomous self-healing is been identify through a special terminology such as:

- i. the vascular method;
- ii. capsule method;
- iii. the bacterial method;
- iv. the electrodeposition method;
- v. the shape memory alloy method;
- vi. the microwave method and/or induction energy.

The self-healing of cracks in concrete is beneficial because it's very less in cost of maintenance as well as the infrastructures' long lifespan.

Specialists in United Kindom are building up a "self-healing" concrete. Dr Richardson is a researcher in Construction at the instutute of the Fabricated and Natural Environment is utilizing ground-borne microbes to make calcite, a crystalline type of regular CaCO_3 . This can, at that point be utilized to hinder the solid's pores; keeping out water and other harming substances to draw out the life of the concrete. The microscopic organisms are developed on a supplement of minerals which are included into the solid. With its sustenance source in the solid, the microscopic organism breeds and spreads, going about as a filler to seal the breaks and avoid promote weakening.

3.1 Self-Healing Projects

3.1.1 Bio-concrete

In this research, the potential of bacteria to perform as a self-healing agent in concrete is examined. However, the approach to apply bacteria and desegregate them in the concrete matrix may appear unusual at first; it is not of a microbiological perspective. Bacteria normally happen implicitly universally on earth, not just on its exterior but also rooted within. Many varieties of so-called extremophiles bacteria, the one that choose the ultimate, are located in profoundly desiccated environments likes deserts, but further inside rocks and indeed in ultra-basic scenes which can be viewed homologous to the inner concrete environment.

3.2 Specimen

Stretches of the bacteria genus *Bacillus* will be observed to supersede in a big alkaline environment. The bacteria withstand in the soaring alkaline environment which produced spores similar to the plant seeds as well. The spores are of extremely edgewise wall and both animated when concrete commence cracking when water transudes toward the structure. The pH value of the profoundly alkaline concrete reduces to the values in the range 10 -11.5 where the bacterial spores enhance stimulated. There are various bacteria separate then *Bacillus* which transpire last in the alkaline environment as presented in Table 1 (Abo-El-Enein et al., 2013).

Table 1 Bacteria separate then Bacillus that can withstand in the alkaline environment

S/no.	Application	Types of bacteria
1	Bacteria as healer	<u>B. pasteurii</u> <u>Deleva Halophila</u> <u>Halomonasrurihalina</u> <u>Myxococcus</u> <u>Xanthus</u> <u>B. megaterium</u>
2	Bacteria for surface treatment	<u>B. sphaericus</u>
3	<u>B. Sphacus</u>	<u>Bacillussubtilis</u> <u>B. sphaericus</u> <u>Thiobacillus</u>

4.1 Material

Self-healing materials are group of energetic materials that have the structurally combined strength to fix damage created by mechanical way over time. The thought arises from biological methods, which have the capacity to fix after being damage.

4.1.2 Liquid-Based Healing Agents

Fully autonomous, plastic self-healing material was published in 2001 with an illustration of an epoxy system comprising microcapsules. Certain microcapsules remained filled with a liquid (monomer). If a microcrack happens in this system, the microcapsule will break and the monomer will jam the crack. Consequently, it will polymerize, instated by catalyst shreds (Grubbs catalyst) that are more dispersed into the system. This model method of a self-healing particle determined to operate quite fine in pure polymers and polymer layers.

4.1.3 Biomimetic Design Approaches

Self-healing materials are extensively confronted in tangible methods and thought can be traced of these systems for design. There are proof in the academic literature of certain biomimetic design being worked in the construction of self-healing systems for polymer composites.

4.1.4 Self-Healing of Cementitious Composites

The growth of self-healing cementitious composites is a comparatively innovative field of analysis, to this moment has converged both on the natural understanding of hydrates to restore cracks over time (i.e autogenous) and synthetic means of fracture rehabilitation that are man-made compositions (i.e autonomous).

5.1 Scope Of Cracks

Scope of Cracks in Concrete according to the review and research by many scholars, that the fractures treated by autogenously healing were recognized in multiple sizes before-mentioned as 0.05mm to 0.87mm (Gavimath, 2012), 5 to 10 μ m (Edvardsen, 1999, Aldea, et al., 200), 100 μ m (Jacobsen et al., 1995), 200 μ m (Wiktor et al., 2011), 205 μ m (Wiktor et al., 2011 and 300 μ m

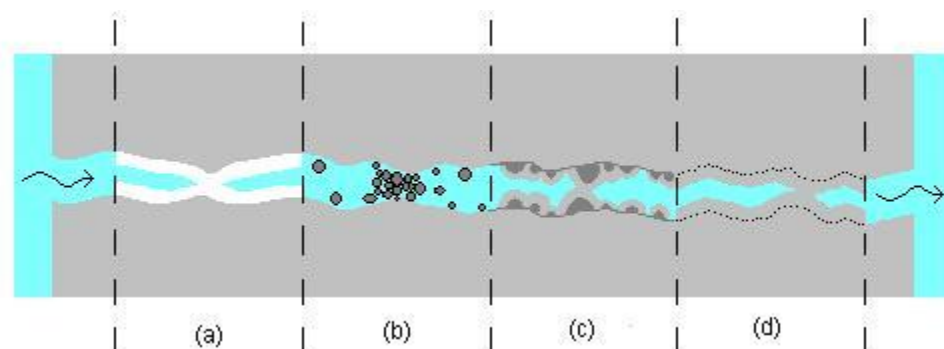
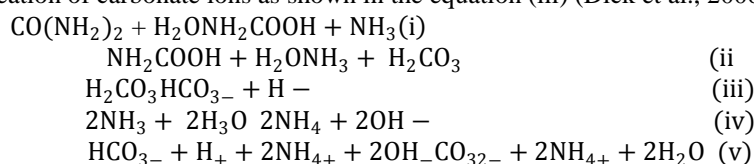



Figure 5.1 Bacteria separate then Bacillus that can withstand in the alkaline environment Jonker et al., (2008)

Several types of bacteria employed by many researchers for the investigation of bacteria like Jonker et al., (2008) applied *Bacillus cohnii* bacteria in order to precipitate CaCO_3 , Bang et al., (2001) utilized *Bacillus pasteurii* in his research while *Bacillus linctus* employed by Dick et al., (2006) in their research respectively. Primarily, 1molecule of urea is used to hydrolyse intra-cellular to 1molecule of ammonia as shown in equation (i) below. Carbonate instinctively hydrolyzes to produce addition of 1molecule of ammonia as well as 1molecule of carbonic acid as shown in equation (ii) below. These outputs consequently produce 1molecule of bicarbonate, 2molecules of ammonium as well as 1molecule of hydroxide ions as shown in equation (i) and (ii) below. The latter 2 reactions proffer increase in a pH rise, which in turn drives the bicarbonate balance which resulted in the creation of carbonate ions as shown in the equation (iii) (Dick et al., 2006).



Since the surface of the cell bacteria is negatively energized, the bacteria extract cations from the environment, including Ca^{2+} , to drop on their cell surface. This Ca^{2+} -ions consequently respond amidst the CO_3^{2-} -ions, spanning to the precipitation of CaCO_3 toward the surface of the cell that toils as a site of the nucleation (as indicated in equation vi and vii) (Reinhardt et al., 2003).



5.2 The Environmental Advantage

Self-healing concrete generally reduces a significant amount of carbon dioxide emissions that result from concrete production. This is because the concrete production to some extends is very energy intensive, when transportation, mining, as well as the concrete plants are been considered. However, the industries are the main actors that are responsible for about 10% carbon dioxide emitters in the United State of America. As far as self-healing concrete increases the lifespan of the concrete as well as reduce maintenance and repairs, it will definitely reduce the production of excess amounts of concrete and this will surely reduce the carbon dioxide emissions in our environment.

5.3 Some Disadvantages

There are two key obstacles that couple key impediments that require being overwhelmed if self-healing cement is to modify concrete structure in the next ten years. The primary concern is that the clay pellets carrying the self-healing agent constitute 20 percent of the volume of the concrete. This same twenty percent usually include hard aggregate like gravel. The clay is extremely weaker than conventional aggregate and this undermines the concrete by about 25 percent and significantly decreases its compressive intensity. In numerous constructions, this would not be an obstacle except in specialized applications, wherever higher compressive strength is required like in high-rise structures, it can never be viable.

II. CONCLUSION

Introducing the bacteria within the concrete performs it extremely useful it improves the attribute of the concrete, which is higher than the conventional concrete. Bacteria fix the cracks in concrete by providing the calcium carbonate crystal that block the cracks and fixes it. Many researchers have done their job on the self-healing sort of concrete and they had obtained the subsequent result that bacteria develop the property of conventional concrete such as increment in 13.75 percent strength raised in 3 days, 14.28 percent in one week as

well as 18.35% in week one. Nevertheless, if concrete could identify cracking and heal itself, then there would not only be meaningful cost savings, save an environmental gain in addition because concrete production accounts for an important quantity of the world's CO₂ emissions.

REFERENCES

- [1]. Use of bacteria to repair cracks in concrete by Kim Van Tittelboom a, Nele De Belie a*, Willem De Muyncka, b, Willy Verstraete b., 2008.
- [2]. Rafat Siddique, Navneet Kaur Chahal, (2011) "Effect of ureolytic bacteria on concrete properties", *Construction and Building Materials* 25 (2011) 3791–3801.
- [3]. Abo-El-Enain, Ali, FatmaTalkhan, Abdel-Gawwad, "Application of microbial biocementation to improve the physico-mechanica properties of cement mortar", Housing and Building National Research Center (2013).
- [4]. Abo-El-Enain, Ali, FatmaTalkhan, Abdel-Gawwad, "Application of microbial biocementation to improve the physico-mechanica properties of cement mortar", Housing and Building National Research Center (2013).
- [5]. H.M. Jonkers, A. Thijssen, O. Copuroglu, E. Schlangen, Application of bacteria as self-healing agent for the development of sustainable concrete, Proceedings of the 1st International Conference on BioGeoCivil Engineering, 23–25 June 2008, Delft, The Netherlands.
- [6]. K. Santhosh, S.K. Ramachandran, V. Ramakrishnan, S.S. Bang, Remediation of concrete using microorganisms, *American Concrete Institute Materials Journal* 98 (2001) 3–9.
- [7]. J.L. Day, V. Ramakrishnan, S.S. Bang, Microbiologically induced sealant for concrete crack remediation, 16th Engineering Mechanics Conference, 16–18 July 2003, Seattle, Washington.
- [8]. S.S. Bang, J.K. Galinat, V. Ramakrishnan, Calcite precipitation induced by polyurethane- immobilized *Bacillus pasteurii*, *Enzyme and Microbial Technology* 28 (4) (2001) 404–409.
- [9]. J. Dick, W. De Windt, B. De Graef, H. Saveyn, P. Van der Meeren, N. De Belie, W. Verstraete, Bio-deposition of a calcium carbonate layer on degraded limestone by *Bacillus* species, *Biodegradation* V17 (4) (2006) 357–367.
- [10]. Reinhardt, H.-W.; Jooss, M. Permeability and self-healing of cracked concrete as a function of temperature and crack width. *Cem.Concr. Res.* 2003, 33, 981–985.
- [11]. Potential application of Bacteria to improve the strength of cement concrete. C. C. Gavimath*, B. M. Mali1, V. R. Hooli2, J. D. Mallapur3, A. B. Patil4, D. P. Gaddi5, C.R.Ternikar6 and B.E.ravishankera7.
- [12]. Aldea, C.-M.; Song, W.-J.; Popovics, J.S.; Shah, S.P. Extent of healing of cracked normal strength concrete. *J. Mater. Civ. Eng.* 2000, 12, 92–96.
- [13]. Edvardsen, C. Water permeability and autogenous healing of cracks in concrete. *ACI Mater. J.* 1999, 96, 448–454.
- [14]. Jacobsen, S.; Sellevold, E.J. Self healing of high strength concrete after deterioration by freeze/thaw. *Cem.Concr. Res.* 1995, 26, 55–62.
- [15]. Wiktor, V. and Jonkers, H.M., 'Quantification of crack-healing in novel bacteria-based self healing concrete', *Cement and Concrete Composites* 33 (7) (2011) 763-770.
- [16]. A. Neville, (2002). Autogenous Healing Concrete Miracle. *Concrete International*, 24(11), 76-82.
- [17]. V. C. Li, & E. Yang, Self healing in concrete materials. In S. van der Zwaag (ed.) (2007) *Self healing materials – An alternative approach to 20 centuries of materials science*. Springer, The Netherlands, 161–194.
- [18]. Mathematical Model for Predicting Stress-Strain Behaviour of Bacterial Concrete Srinivasa Reddy V1, Rajaratnam V1, SeshagiriRao M V1, SasikalaCh.
- [19]. J. Dick, W. Windt, B. Graef, H. Saveyn, P. Meeren, N. De Belie, W. Verstraete, Biodeposition of a calcium carbonate layer on degraded limestone by *Bacillus* species, *Biodegradation* 17 (4) (2006) 357–367.
- [20]. F. Hammes, N. Boon, J. de Villiers, W. Verstraete, S.D. Siciliano, Strain-specific ureolytic microbial calcium carbonate precipitation, *Applied and Environment Microbiology* 69 (8) (2003) 4901–4909 .
- [21]. 20 C. Joseph, A. D. Jefferson, M. B. Cantoni, (2007) Issues relating to the autonomic healing of cementitious materials. In: Proceedings of first international conference on self-healing materials, Noordwijkaan Zee, Netherlands.Paper 61.Springer CDROM.
- [22]. D. Homma, H. Mihashi, T. Nishiwaki, (2009) Selfhealing capability of fibre reinforced cementitious composites. *J AdvConcrTechnol*, 7:217–28.
- [23]. H. Mihashi, Y. Kaneko, T. Nishiwaki, K. Otsuka, (2000) Fundamental study on development of intelligent concrete characterized by self-healing capability for strength. *Trans JpnConcr Inst*, 22: 441–50.

AbubakarMagaji" A Review Paper on Self Healing Concrete"The International Journal of Engineering and Science (IJES), 8.5 (2019): 47-54